

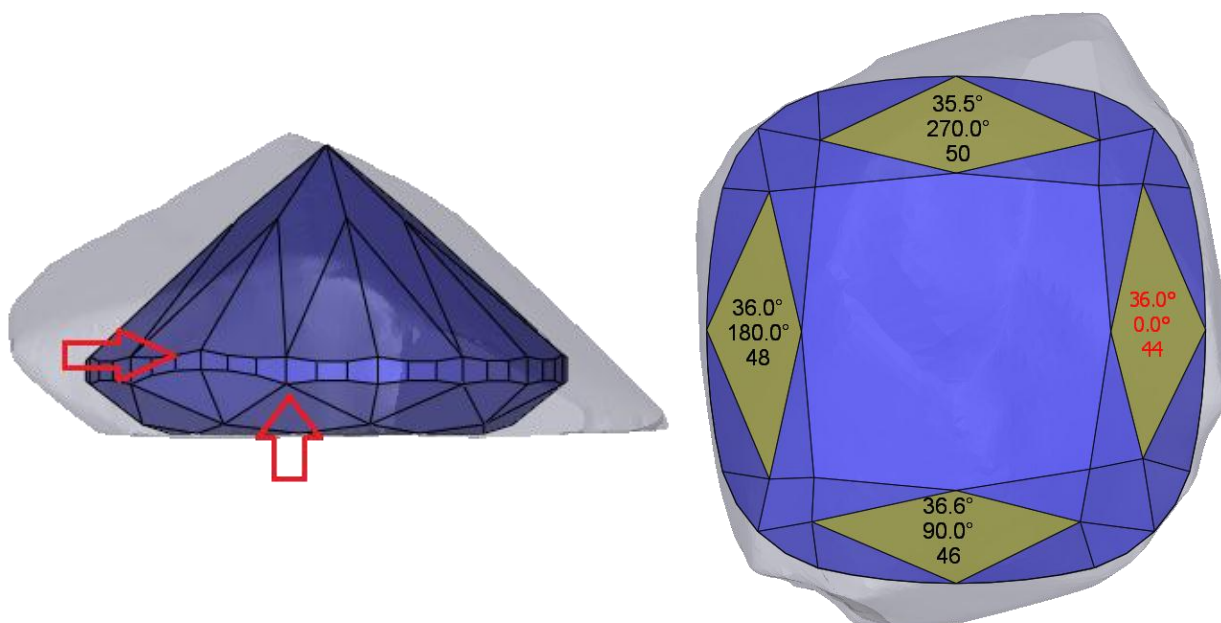
## Advisor™ V SP 1 - Release Notes

### General:

Advisor™ V SP 1 continues the revolution that began with the release of Advisor™ V, adding enhanced performance, stability and most importantly, tailored enhancements based on feedback from our huge Advisor™ V customer install base


### Features:

- 1. Full Support for 64 bit operating systems** – The new version is fully compatible with windows 7, 64 bit operating system, allowing it to utilize all of the computer resources and provide superior stability. Even the largest and heaviest stone files will now run smoothly while planning. Sarin highly recommends upgrading your planning stations and join our long list of customers who are already enjoying these benefits.
- 2. Asymmetric planning support** – With the growing number of customers using this new cutting edge technology option, originally released on Advisor™ V, Sarin has decided to support asymmetric planning for additional shapes. Additional shapers include Round Brilliant, Cushion, all Pear, Marquise and Oval shapes. The asymmetric options can be utilized during the planning phase in order to maximize your profit by reaching the next size pointer or during manufacturing stages for improved quality control. In addition to the above, new facet parameters, supporting the manufacturing stages, are now available for viewing, exporting and printing

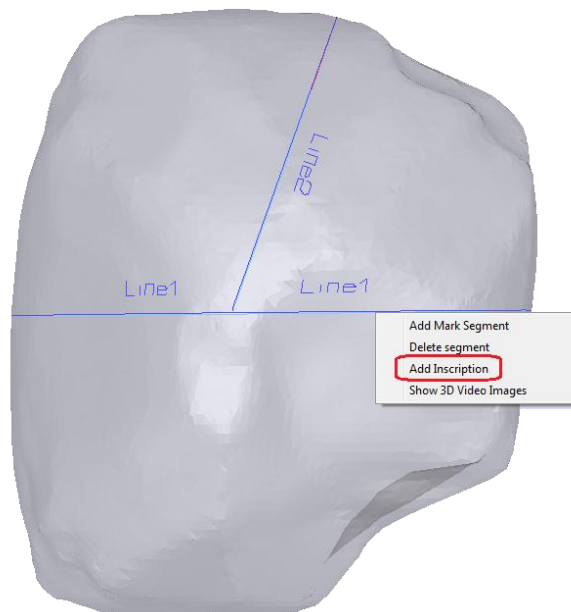


*Uneven girdle and crown angles deviation examples*

- 3. Performance Optimizations** – Based on Advisor™ V user feedback, we have addressed the most common bottlenecks that caused slowed performance. As a result, the new service pack provides faster performance particularly during planning, while working with a large number of results and during loading/saving a solution.
- 4. Atom Machine Support** – The Atom machine is a dedicated planning solution for rough stones under 0.27ct. The Atom is optimized to meet the requirements of this market segment. Atom, driven by Advisor™ V SP 1, will provide the most cost efficient solution for the small stone segment.




- 5. Inscription Location** – Saw plane name inscription capability, released on Advisor™ V, is currently being used by many customers, helping them to improve communication between the planning and blocking/laser sawing departments. In this new service package, we have provided full freedom to add, remove or edit the locations of the marked inscriptions making this facility more user friendly and accessible.



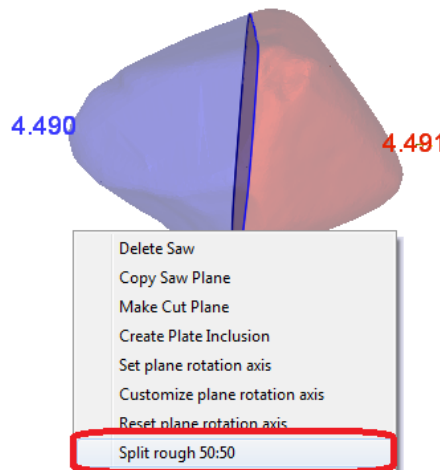
*User can remove or add multiple inscriptions on the saw plane*

**6. Facet Information** – Planning the best solution for a given rough has been our priority for the past two decades, but as the plan becomes more complex, the need for manufacturing instructions is growing. The new service pack provides detailed information like individual facet height and length in order to supply more accurate and complete instructions to the factory floor.



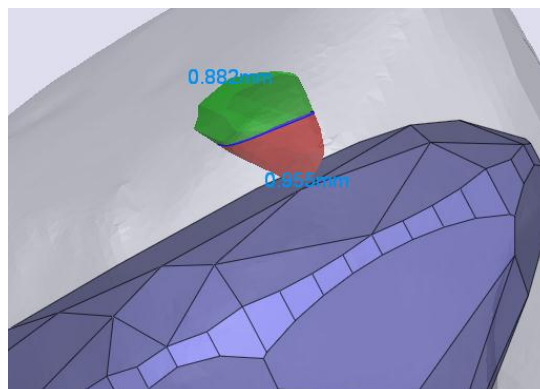
*Example of Girdle Height and Angle Indication on Princess Shape*

**7. Split Rough 50:50** – This new option helps you to move a saw plane to the center of the rough with a single right click option, allowing you to quickly estimate the polish yield and relevant shapes.



*Rough is divided to two equal size parts*

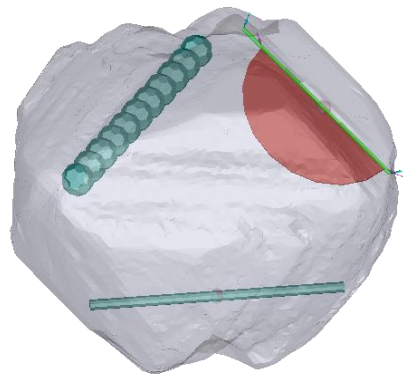
**8. Change Inclusion State During Split Process** – In many cases, it is useful to plan a solution in which part of a crack penetrates a polish, trading clarity for a size pointer. Advisor<sup>™</sup> now allows you to define the state of the inclusions in the same process in which you define the penetrate depth (split), saving valuable time while simplifying the process.




## Resolved issues:

Advisor™ V SP 1 solves over 200 bugs and known issues as reported by customers worldwide. Below you can find a short list of the most common issues solved:

- Mixed Mapping Failures** – Cases in which mixed mapping process on Nano systems failed were resolved.
- Simple Inclusions Backwards compatibility** – The reliable and favored right click shortcut, allowing the operator to fill a string with ball inclusion, was returned along with the capability to stretch tubes shapes along the string with a single click.




- Polish Wire View** – While presenting polish results in wire mode, some operator prefers to see the back side of the polish (for symmetry purposes) and some do not prefer this option. Advisor™ V SP 1 allows you to easily select your preferred method in the option dialog.



*Polish Wire Display with three different level of backside transparency*

- Illumination control buttons** – The brightness, contrast and gamma correction sliders are now sensitive to the mouse scroll, allowing you to control the illumination with higher resolution.



- Polish Display** – Selected results can now be seen under the manual inclusion mode, improving the operator's ability to find the right stone orientation and understand the relationship between the polish and its bounding inclusions.